
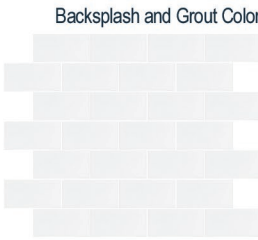





Kitchen




Bathroom



Flooring




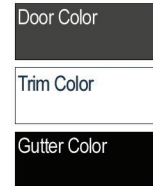

Fireplace



Lighting Package



Exterior





SELECTIONS SHEET

LOT 290

The Cambridge Home Plan Elevation FH

Kitchen Selections:

- Brushed Nickel Brantford Kitchen Sink Fixture
- Standard SS 50/50 Double Bowl Sink
- White Shaker FP Cabinets
- Brushed Nickel 6501195 Pulls
- 1/2 Bullnose Edge Santa Cecilia Light Granite Countertops
- 3x6 0190 Arctic White with 44 Bright White Grout set in Brick Pattern
- Ferguson/Frigidaire Stainless Steel Electric Appliances (Microwave, Dishwasher, Range)

Bathroom Selections:

- Niagara Quartz Countertops
- Chrome Brantford Bath Sink Fixture
- Chrome BP9161196180 Pulls
- CS22 12x12 with 90 Light Pewter Grout Ceramic Tile Bath Surround
- White Shaker FP Cabinets

Flooring Selections:

- Resolute 7" Plus Cut Pine 1005 LVP (Foyer, Kitchen/ Breakfast, Great Room)
- CS22 12x12 with 90 Light Pewter Grout Ceramic Tile (Laundry, Primary Bath, Bath 2 and 3)
- Graceful Finesse Concrete Carpeting

Interior Paint Selections:

- Primary Interior Color: Agreeable Grey SW7029
- Built-in Bench/Cubby in Hall 1

Fireplace Selections:

- NDV36LP
- Wescott Mantel
- Absolute Black Surround

Lighting Selections:

- Seville Brushed Nickel Package
- 2 Pendants over Kitchen Island (Model: 6139801-962)
- 4 LED Recess Lights in Kitchen

Exterior Selections:

- Paint Grade Smooth, 6 Panel Door with Iron Ore SW7069 Paint with 4/0 Transom and 1 1/2 Light GBG Sidelight
- Moire Black Dimensional Shingles
- White Vinyl Body Siding and B&B
- White Exterior Trim
- 4 over 1 White Windows
- White Garage Door with Window Inserts and Hardware
- Black Gutters
- Sod Location: Front and Sides