





# SELECTIONS SHEET


## LOT 15


### The Brunswick Home Plan Elevation K


#### Kitchen


**Sink**  



**Granite and Edge**  



**Cabinets**  



**Backsplash and Grout Color**  



**Sink Fixture**  


**Cabinet Pull**  


**Interior Paint**  


**Dining Room Color**  


**Wainscoting**  


**Appliances**  


#### Bathroom

**Bath Surround and Grout Color**  


**Ceramic Tile and Grout Color**  


**Cabinets**  


**Sink Fixture**  


**Quartz**  


**Cabinet Pull**  


#### Flooring

**Ceramic Tile and Grout Color**  


**LVP**  


**Carpeting**  


#### Fireplace

**Mantel**  



**Surround**  



#### Lighting Package


**Chandeliers**  



**Ceiling Fan**  



#### Exterior


**Garage Door Color**  



**Shutters**  



**Shingles**  



**Door**  



**Stone**  


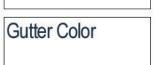
**Siding**  


**Shake**  


**B&B**  


**Door Color**  


**Trim Color**  


**Gutter Color**  




## SELECTIONS SHEET

# LOT 15

## The Brunswick Home Plan Elevation K

### Kitchen Selections:

- Brushed Nickel Brantford Kitchen Sink Fixture
- Standard SS 50/50 Double Bowl Sink
- White Shaker FP Cabinets
- Brushed Nickel 6501195 Pulls
- 1/2 Bullnose Edge Santa Cecilia Light Granite Countertops
- 3X6 0190 Arctic White Subway Tiles with 44 Bright White Grout Set in Brick Pattern Backsplash
- Ferguson/Frigidaire Stainless Steel Natural Gas Appliances (Microwave Model: FFMV1846VS Dishwasher Model: FFCD2418US Range/Cooktop Model: FFGF3054TS)

### Bathroom Selections:

- Niagara Quartz Countertops
- Chrome Brantford Bath Sink Fixture
- Chrome BP81092180 Pulls
- CS22 12x12 with 90 Light Pewter Grout Ceramic Tile Bath Surround
- White Shaker FP Cabinets

### Flooring Selections:

- Resolute 7" Plus Wire Walnut 7040 LVP (Foyer, Great Room, Kitchen/Breakfast Area, Formal Dining Room)
- CS22 12x12 with 90 Light Pewter Grout Ceramic Tiles (Laundry, Primary Bath, Powder Room, Bath 2)
- Graceful Finesse Soft Taupe Carpeting

### Interior Paint Selections:

- Primary Interior Color: Agreeable Grey SW7029
- Formal Dining Color: Mega Grieger SW7031 (Picture Frame Wainscoting)
- White Built-in Cubby in Hall 1 (per plan)

### Fireplace Selections:

- NDV36 NG
- Wescott Mantle
- Absolute Black Surround

### Lighting Selections:

- Canfield Brushed Nickel Package
- 2 Pendants over Kitchen Island (Model: 6128801-962)
- 4 LED Recess Lights in Kitchen

### Exterior Selections:

- Paint Grade Smooth, 6 Panel Door with Black Magic SW6991 Paint with 5/0 Transom and 2 1/2 Light GBG Sidelights
- Moire Black Dimensional Shingles
- Norris Grey Stack Stone Facade
- Scottish Thistle Vinyl Body Siding, Shake, and B&B
- White Exterior Trim
- 4 over 1 White Windows
- Black Board & Batten Shutters
- 3-Car Garage: White Garage Doors with Window Inserts and Hardware
- White Gutters
- Sod Location: Front only