



**THE PRESERVE**  
AT TIDEWATER

# SELECTIONS SHEET


# LOT 106

## The Trent Home Plan Elevation F

### Kitchen




Sink




Granite and Edge



Backsplash and Grout Color



Interior Paint



Cabinets



Sink Fixture



Cabinet Pull



### Bathroom


Cabinets




Sink Fixture



Quartz




Bath Surround and Grout Color



Cabinet Pull

Ceramic Tile and Grout Color



LVP




Carpeting

### Flooring

### Fireplace



Mantel



Surround

### Lighting Package



Garage



Door Color

Trim Color

Gutter Color

Door



Shingles



Siding



B&B

### Exterior



**THE PRESERVE**  
AT TIDEWATER

## SELECTIONS SHEET

# LOT 106

The Trent Home Plan Elevation F

### Kitchen Selections:

- Brushed Nickel Brantford Kitchen Sink Fixture
- Standard SS 50/50 Double Bowl Sink
- Shaker FP White Cabinets
- Brushed Nickel 6501195 Pulls
- 1/2 Bullnose Edge Azul Platino Granite Countertops
- 3X6 114 Desert Grey Subway Tiles with 89 Smoke Grey Grout Set in Brick Pattern Backsplash
- Ferguson/Frigidaire Stainless Steel Electric Appliances (Microwave Model: FFMV1846VS Dishwasher Model: FFCD2418US Range Model: FFEF3054TS)

### Bathroom Selections:

- Niagara Quartz Countertops
- Brushed Nickel Brantford Bath Sink Fixture
- Brushed Nickel BP20576195 Pulls
- CG07 12X12 with 89 Smoke Grey Grout Ceramic Tile Bath Surround
- Shaker FP Espresso Cabinets

### Flooring Selections:

- Resolute 5" Plus Distinct Pine 539 LVP (Foyer, Great Room, Kitchen, Dining Area)
- CG07 12X12 with 89 Smoke Grey Grout Ceramic Tiles (Laundry, Primary Bath, Hall Baths)
- Graceful Finesse Concrete Carpeting

### Interior Paint Selections:

- Primary Interior Color: Agreeable Grey SW7029
- Built-in Bench and Cubby in Mudroom

### Fireplace Selections:

- DRT2040 42" LP
- Wescott Mantle
- Absolute Black Surround

### Lighting Selections:

- Canfield Brushed Nickel Package
- 2 Pendants over Kitchen Island (Model: 6128801-962)
- LED Recess Lights in Kitchen (per plan)
- LED Recess Lights in Great Room (per plan)

### Exterior Selections:

- Paint Grade Smooth, 6 Panel Door with Waterscape SW6470 Paint with Matching Transom and Sidelights (per plan)
- Moire Black Dimensional Shingles
- Deep Granite Vinyl Body Siding and B&B
- White Exterior Trim
- 4 over 1 White Windows
- White Ranch/Stockton II Garage
- White Gutters
- Sod Location: Front and Sides