




Kitchen



Bathroom



Flooring




Fireplace



Lighting Package



Exterior





SELECTIONS SHEET

LOT 23

The Drayton Home Plan Elevation E

Kitchen Selections:

- Brushed Nickel Brantford 7185 Kitchen Sink Fixture
- Standard SS 50/50 Double Bowl Sink
- White Shaker FP Cabinets
- Brushed Nickel 6501195 Pulls
- 1/2 Bullnose Edge Luna Pearl Granite Countertops
- 3X6 114 Desert Grey Subway Tiles with 89 Smoke Grey Grout Set in Brick Pattern Backsplash
- Ferguson/Frigidaire Stainless Steel Natural Gas Appliances (Microwave Model: FFMV1846VS Dishwasher Model: FFCD2418US Range Model: FFGF3054TS)

Bathroom Selections:

- Simply White Quartz Countertops
- Chrome Brantford Bath Sink Fixture
- Chrome BP9161196180 Pulls
- CS23 12x12 w/ 89 Smoke Grey Grout Grout Ceramic Tile Bath Surround
- White Shaker FP Cabinets

Flooring Selections:

- Resolute 5" Plus Distinct Pine 5039 LVP (Foyer, Great Room, Formal Dining Room, Kitchen/Breakfast Area)
- CS23 12X12 with 89 Smoke Grey Grout Ceramic Tiles (Laundry, Primary Bath, Bath 2, Powder Room)
- Graceful Finesse Concrete Carpeting

Interior Paint Selections:

- Primary Interior Color: Passive Grey SW7064
- Formal Dining Room Color: Cityscape SW7067 (Picture Frame Waincoting)

Fireplace Selections:

- NDV36 NG
- Wescott Mantle
- Absolute Black Surround

Lighting Selections:

- Canfield Brushed Nickel Package
- 2 Pendants over Kitchen Island (Model: 6114501-962)
- 4 LED Recess Lights in Kitchen

Exterior Selections:

- Paint Grade Smooth, 3 Lite Craftsman Door with Black Magic SW6991 Paint with 5/0 Transom and 2 1/2 Light GBG Sidelights
- Moire Black Dimensional Shingles
- Tapered Column with Stone Base
- Norris Grey Stack Stone Facade
- Everest Vinyl Body Siding and B&B
- White Exterior Trim
- 4 over 4 White Windows
- Black Board & Batten Shutters
- White Garage Door with Window Inserts and Hardware
- White Gutters
- Sod Location: Whole Yard