



Kitchen



Bathroom



Flooring




Fireplace



Lighting Package



Exterior





SELECTIONS SHEET

LOT 129

The Clayton Home Plan Elevation D

Kitchen Selections:

- Brushed Nickel Brantford Kitchen Sink Fixture
- Standard SS 50/50 Double Bowl Sink
- Shaker FP White Cabinets
- Brushed Nickel 6501195 Knob/Pull
- 1/2 Bullnose Edge New Caledonia Granite Countertops
- 3X6 0190 Arctic White Subway Tiles with 89 Smoke Grey Grout Set in Brick Pattern Backsplash
- Ferguson/Frigidaire Stainless Steel Electric Appliances (Microwave Model: FFMV1846VS Dishwasher Model: FFCD2418US Range/Cooktop Model: FFGF3054TS)

Bathroom Selections:

- Marble #122 Countertops
- Chrome Brantford Bath Sink Fixture
- Chrome BP7814140 Knob/Pull
- CA23 12x12 w/ 89 Smoke Grey Grout Ceramic Tile Bath Surround
- Shaker FP Espresso Cabinets

Flooring Selections:

- Resolute 5" Plus Distinct Pine 5039 LVP (Foyer, Great Room, Formal Dining Room, Kitchen/Breakfast)
- CA23 12X12 with 89 Smoke Grey Grout Ceramic Tiles (Laundry, Master Bath, All Baths)
- Graceful Finesse Concrete Carpeting

Interior Paint Selections:

- Primary Interior Color: Agreeable Grey SSW7029
- Dining Room Color: Cityscape SW7067 (Picture Frame Waincoting)

Fireplace Selections:

- DRT2040 42" LP
- Wescott Mantle
- Absolute Black Surround

Lighting Selections:

- Canfield Brushed Nickel Package (Chrome in Bathroom)
- 2 Pendants over Kitchen Island (Model: 6139801-962)
- 4 LED Recess Lights in Kitchen

Exterior Selections:

- Paint Grade Smooth, 6 Lite Craftsman Door with Domino SW6989 Paint
- Moire Black Dimensional Shingles
- Canyon Ledge Mountain Stone Facade
- Silver Grey Vinyl Siding and Shake
- White Exterior Trim
- Black Raised Panel Shutters
- 4 over 4 White Windows
- White Ranch/Stockton II Garage
- White Gutters
- Sod in Whole Yard